

CROWN-DOWN TECHNIQUE - STEP BY STEP CARD

HyFlex™ CM

✓ New file



✓ After use



✓ After autoclaving



✗ Rewound (discard)



 **COLTENE**

3000 2108 11.15 @ 001 xx/xx



www.hyflex.info

Coltène/Whaledent GmbH + Co. KG
89129 Langenau/Germany

Coltène/Whaledent Inc.

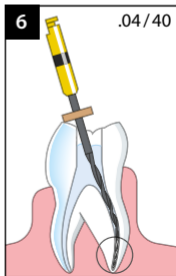
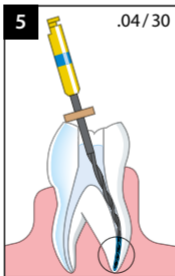
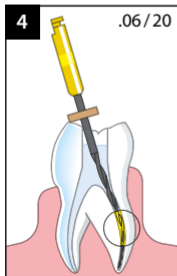
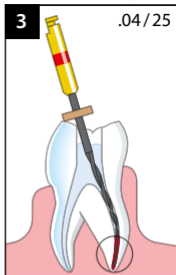
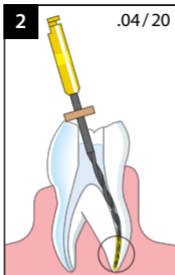
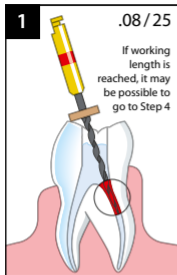
Cuyahoga Falls, OH 44223/USA

www.coltene.com



Wiederaufbereitung/Reprocessing
procedures/

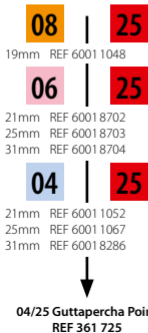
Use a Slow Speed Handpiece at 500 rpm. Recommended Torque Setting up to 2.5 N-cm (25 mN-m, 250 gcm)



CROWN-DOWN TECHNIQUE STEP BY STEP CARD

Examples for selection of file sequence depending on the clinical situation

SMALL/MEDIUM CANALS



MEDIUM/LARGE CANALS

